

Sinterflo® F

Pleated Sintered Metal Fibre Filter Cartridges



Manufactured from randomly laid metal fibres and sinter-bonded to form a uniform high porosity filter medium, Sinterflo® F demonstrates a significantly low pressure drop, high permeability and excellent dirt holding capacity.

With the feasibility to formulate metal fibres to meet specific application requirements combined with inherent durability, sintered metal fibre filters can be cleaned in situ without interrupting process flow. This will provide the ultimate in process economics by reducing downtime to a minimum.

Available in 316/316L as standard with other alloys such as Inconel® 601, Hastelloy® X, NiCrMo Alloy 59 and Fecralloy® on request.

Typical Applications

- Catalyst recovery and retention
- Gasification and chemical production
- Vent filters
- Agrochemical
- Steam filtration (culinary and process)
- Pharmaceutical powder recovery

Features and Benefits

- Resistant to high temperatures and corrosive environments
- Fully welded construction with no adhesives or fillers
- High void volume
- Excellent cleanability and dirt holding capacity
- Minimal maintenance costs
- Pleatable structure, offering higher filtration area per cartridge

Ordering Information

Sinterflo Table 1 - Table 2 Table 3 - Table 4 - Table 5 - Table 6 Table 7 Table 8

Table 1 Media Type

F	Sinterflo® F (fibre)
---	----------------------

Table 2 End Fitting

226	226 fitting
222	222 fitting
DOE	Double open ended fitting
NP1	1" NPT
NP5	1.5" NPT
NP2	2" NPT
BS1	1" BSP taper
BS4	1.25" BSP taper
BS5	1.5" BSP taper
BS2	2" BSP taper

Table 3 Cartridge Type

P	Pleated
---	---------

Table 4 Micron Rating

0003	3µm
0005	5µm
0010	10µm
0015	15µm
0020	20µm
0030	30µm
0040	40µm
0060	60µm

Table 5 Cartridge Length

05	5" (125mm)
10	10" (250mm)
20	20" (498mm)
30	30" (745mm)
40	40" (1012mm)

Note: Other non-standard lengths, ratings and end pin options are available on request.

Table 6 Seal Material

E	EPDM
N	Nitrile
S	Silicone
P	PTFE (DOE only)
V	Viton®
F	FEP encap. Viton® (222/226 only)
T	FEP encap. Silicone (222/226 only)
Y	FEP encap. EPDM (222/226 only)
C	Chemraz
X	No seal supplied

Table 7 Guard/Support Option

G	Guard
N	None

Table 8 Fin Option

F	Fin (226/222 only)
N	No fin

Specifications

Materials of Manufacture

316/316L stainless steel standard. Inconel®, Hastelloy®, NiCrMo Alloy 59 and Fecralloy® available on request or by process selection. Additional alloys are available on request.

Cartridge Dimensions*

Diameter:	66mm (2.6") standard
Length:	05: 125mm (5")
	10: 250mm (10")
	20: 498mm (20")
	30: 745mm (30")
	40: 1012mm (40")

* Other diameters and lengths available on request.

Effective Filtration Area

0.13m² (1.40ft²) per 250mm (10") cartridge

Gaskets and O-Rings*

EPDM as standard. Chemraz®, nitrile, PTFE, silicone, Viton®, FEP coated EPDM, FEP coated silicone, FEP coated Viton® available on request or by process selection.

* FDA approved and USP Class VI.

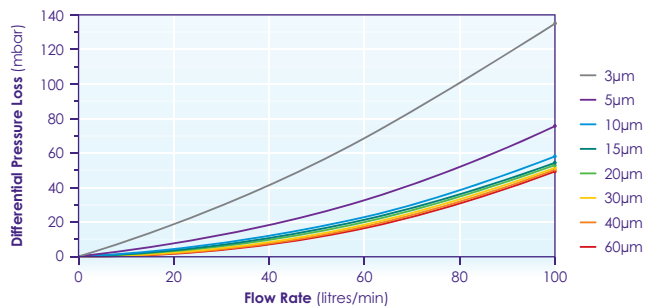
Typical Maximum Differential Pressure (all lengths)

Normal flow direction (out to in):	25bar (363psi)
Reverse flow direction (with guard):	3bar (44psi)

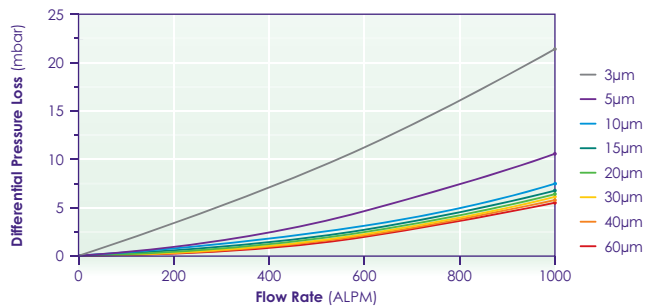
Operating Temperature

Maximum continuous:	From -195°C (-319°F) to 340°C (644°F) seal limiting
	From -269°C (-452°F) to 1000°C (1832°F) alloy limiting

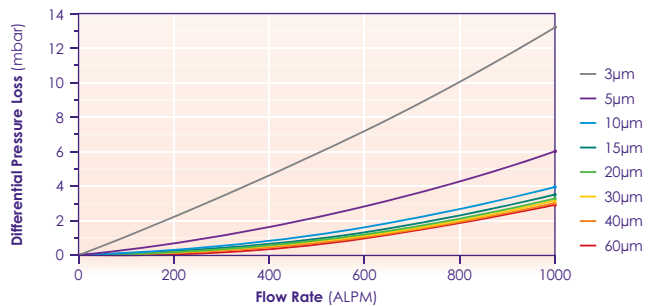
Typical Flow Rates in Water*



Typical Flow Rates in Air*



Typical Flow Rates in Steam*



* Using a 10" element. Water and air at ambient temperature and 1 bar (A). Steam is dry saturated steam at 1 bar (A).

Sinterflo® F Stainless Steel Media Grades

Micron Rating (µm) (micron code)	Liquids (µm)* (99.9% efficiency)	Gases (µm) (99.9% efficiency)
3 (0003)	3	1
5 (0005)	5	1.5
10 (0010)	10	3
15 (0015)	15	4
20 (0020)	20	6
30 (0030)	30	8
40 (0040)	40	11
60 (0060)	60	16

* Single Pass Efficiency Test in accordance with ASTM795 ACFTD.

PFG635/Rev6:Feb2023